







MB224

MERCEDES Sprinter 210 - 213 - 216 - 310 - 313 - 316 - 416 - 510 - 516 / CDI - Euro 5 e Euro 6
Dal 2009 - motore OM651 - 2143 cc. - 4 cilindri - con e senza A/C - con predisposizione N63
Since 2009 - engine OM651 - 2143 cc. - 4 cylinder - with and without A/C - with predisposition N63

Istruzioni di montaggio innesto elettromagnetico
Electromagnetic coupling kit installation instruction



- Smontare ed eliminare il supporto S
- Montare il supporto innesto elettromagnetico nei fori B C D E
- *Eliminate the support S*
- *Install the electromagnetic clutch support in the holes B C D E*



- Montare innesto elettromagnetico completo di pompa
- Montare e regolare tensione cinghia
- *Install electromagnetic clutch complete with pump*
- *Assemble and adjust belt tension*